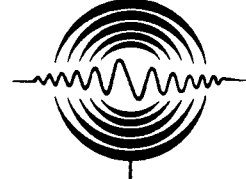


BUILDING ACOUSTICS & LIGHTING LABORATORIES, INC.

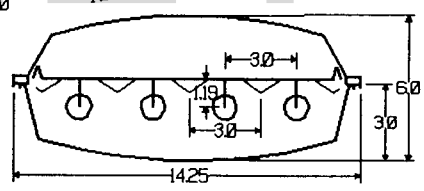
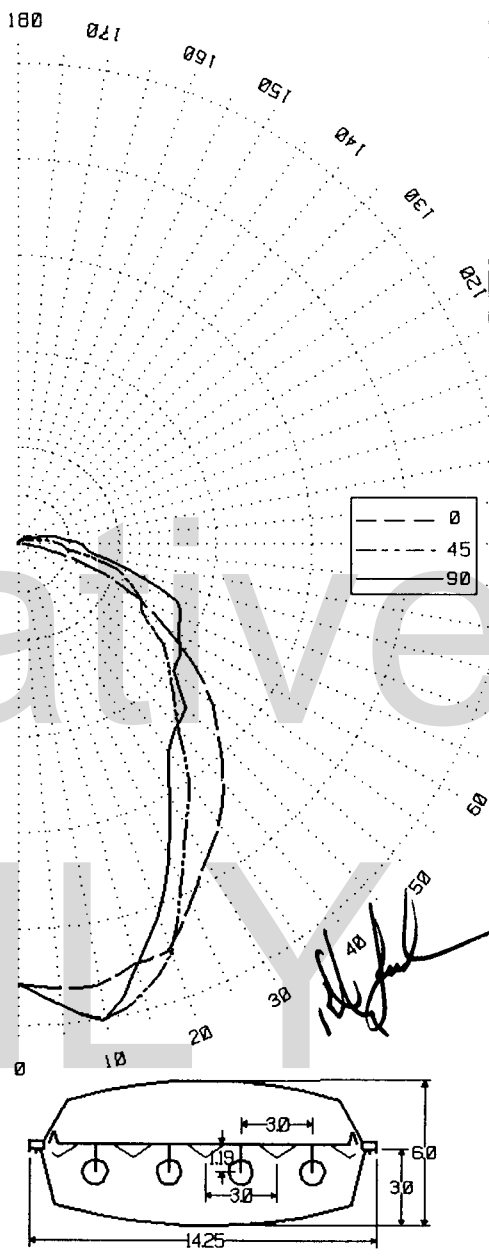
1618 HEADLAND DR.
FENTON, MO 63026
(636) - 343-6006
(636) - 343-6051 FAX



BALLABS CERTIFIED TEST REPORT NO.: 14135.0 DATE 06/02/08
 PREPARED FOR: SCIENTIFIC LIGHTING PRODUCTS, INC - FENTON, MO
 DESCRIPTION: 4/32W T8 LAMP 51.5x14.5x6" ENCLOSED & GASKETED LUMINAIRE
 SPECULAR REFLECTOR w/CLEAR ACRYLIC LENS
 ADVANCE BALLAST #ICN-4P32-SC WATTS=100 REFL=86%
 CATALOG NBR: CT4-4LT8-R
 LAMP TYPE : P32WT8/835/RS RATED LUMENS 2950. NBR. LAMPS:- 4

CANDLEPOWER DISTRIBUTION

VERT ANG	HORIZONTAL ANGLE					ZONAL LUMENS
	0	22.5	45	67.5	90	
0	3483.	3483.	3483.	3483.	3483.	
5	3519.	3580.	3659.	3664.	3660.	345.8
10	3537.	3668.	3807.	3827.	3815.	
15	3437.	3659.	3675.	3531.	3473.	1014.8
20	3403.	3688.	3439.	3185.	3125.	
25	3135.	3364.	2966.	2778.	2733.	1393.5
30	2898.	3003.	2586.	2398.	2326.	
35	2713.	2689.	2298.	2050.	2008.	1475.9
40	2472.	2335.	1921.	1845.	1891.	
45	2200.	2066.	1685.	1807.	1819.	1465.2
50	1958.	1685.	1511.	1558.	1565.	
55	1662.	1324.	1348.	1429.	1523.	1277.0
60	1302.	1005.	1095.	1355.	1431.	
65	1015.	814.	1034.	1280.	1370.	1072.1
70	697.	598.	903.	1222.	1299.	
75	412.	446.	785.	910.	941.	745.2
80	191.	317.	527.	656.	695.	
85	78.	196.	356.	481.	515.	362.6
90	40.	142.	315.	439.	476.	
95	18.	117.	245.	335.	364.	242.2
100	0.	72.	183.	273.	301.	
105	0.	50.	130.	206.	235.	133.2
110	0.	45.	84.	140.	162.	
115	0.	42.	76.	100.	111.	67.9
120	0.	37.	83.	93.	96.	
125	0.	30.	71.	93.	105.	55.3
130	0.	28.	52.	81.	88.	
135	0.	0.	40.	63.	69.	26.6
140	0.	0.	35.	47.	50.	
145	0.	0.	0.	45.	47.	10.8
150	0.	0.	0.	0.	39.	
155	0.	0.	0.	0.	30.	1.7
160	0.	0.	0.	0.	25.	
165	0.	0.	0.	0.	0.	.0
170	0.	0.	0.	0.	0.	.0
175	0.	0.	0.	0.	0.	.0
180	3.	0.	0.	0.	0.	



LUMEN SUMMARY

ZONE	LUMENS	%LAMP	%FIXT	ZONE	LUMENS	%LAMP	%FIXT
0- 30	2754.	23.3	28.4	90-120	443.	3.8	4.6
0- 40	4230.	35.8	43.7	90-130	499.	4.2	5.1
0- 60	6972.	59.1	72.0	90-150	536.	4.5	5.5
0- 90	9152.	77.6	94.5	90-180	538.	4.6	5.5
TOTAL LUMINAIRE = 0-180					9690.	82.1	100.0

IES SPACING CRITERIA: END= 1.2 DIAGONAL = 1.1 CROSS= 1.1

SIGNIFICANCE OF THE TEST IS LIMITED TO THE DEGREE THAT THE TESTED SAMPLE IS REPRESENTATIVE. OTHER FACTORS AFFECT FIELD PERFORMANCE.

BALLABS CERTIFIED TEST REPORT NO.: 14135.0 DATE 06/02/08
 PREPARED FOR: SCIENTIFIC LIGHTING PRODUCTS, INC - FENTON, MO
 DESCRIPTION: 4/32W T8 LAMP 51.5x14.5x6"ENCLOSED & GASKETED LUMINAIRE
 SPECULAR REFLECTOR w/CLEAR ACRYLIC LENS
 ADVANCE BALLAST #ICN-4P32-SC WATTS=100 REFL=86%
 CATALOG NBR: CT4-4LT8-R
 LAMP TYPE : P32WT8/835/RS RATED LUMENS 2950. NBR. LAMPS:- 4

LUMINANCES-CD/SQ-M
HORIZONTAL ANGLE

VERT ANGLE	0	45	90
45	6985.	4377.	4725.
55	6505.	4005.	4525.
65	5392.	3720.	4929.
75	3574.	3722.	4462.
85	2009.	2590.	3747.

MAXIMUM BRIGHTNESSES NOT MEASURED

ZONAL CAVITY COEFFICIENTS OF UTILIZATION

EFFECTIVE FLOOR CAVITY REFLECTANCE=.20

CEILING	.80				.70				.50				.30				.10				.00					
WALL RCR	.70	.50	.30	.10	.70	.50	.30	.10	.50	.30	.10	.50	.30	.10	.50	.30	.10	.50	.30	.10	.50	.30	.10	.50	.30	.10
0	.97	.97	.97	.97	.94	.94	.94	.94	.89	.89	.89	.84	.84	.84	.80	.80	.80	.80	.80	.80	.78	.78	.78	.78	.78	.78
1	.88	.84	.81	.78	.86	.82	.79	.76	.78	.75	.73	.74	.72	.70	.70	.69	.67	.65	.65	.65	.65	.65	.65	.65	.65	.65
2	.81	.74	.69	.64	.78	.72	.67	.63	.69	.64	.61	.65	.62	.59	.62	.59	.57	.55	.55	.55	.55	.55	.55	.55	.55	.55
3	.74	.66	.59	.54	.72	.64	.58	.53	.61	.56	.52	.58	.54	.50	.56	.52	.49	.47	.47	.47	.47	.47	.47	.47	.47	.47
4	.68	.59	.52	.46	.66	.57	.51	.46	.55	.49	.45	.52	.47	.44	.50	.46	.43	.41	.41	.41	.41	.41	.41	.41	.41	.41
5	.62	.52	.45	.40	.60	.51	.44	.39	.49	.43	.38	.47	.41	.37	.45	.40	.37	.35	.35	.35	.35	.35	.35	.35	.35	.35
6	.58	.47	.40	.35	.56	.46	.39	.34	.44	.38	.34	.42	.37	.33	.40	.36	.32	.31	.31	.31	.31	.31	.31	.31	.31	.31
7	.53	.42	.35	.30	.52	.41	.35	.30	.40	.34	.30	.38	.33	.29	.37	.32	.29	.27	.27	.27	.27	.27	.27	.27	.27	.27
8	.49	.38	.31	.27	.48	.37	.31	.26	.36	.30	.26	.35	.29	.26	.33	.29	.25	.23	.23	.23	.23	.23	.23	.23	.23	.23
9	.45	.34	.28	.23	.44	.34	.27	.23	.32	.27	.23	.31	.26	.22	.30	.25	.22	.20	.20	.20	.20	.20	.20	.20	.20	.20
10	.42	.31	.25	.21	.41	.31	.25	.21	.30	.24	.20	.29	.24	.20	.28	.23	.20	.18	.18	.18	.18	.18	.18	.18	.18	.18

TESTED IN ACCORDANCE WITH CURRENT IES PROCEDURES