



## OVERSIZED EGGCRATE

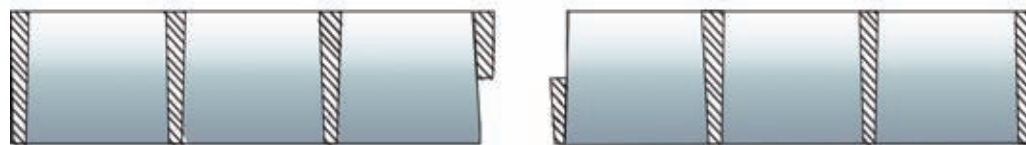
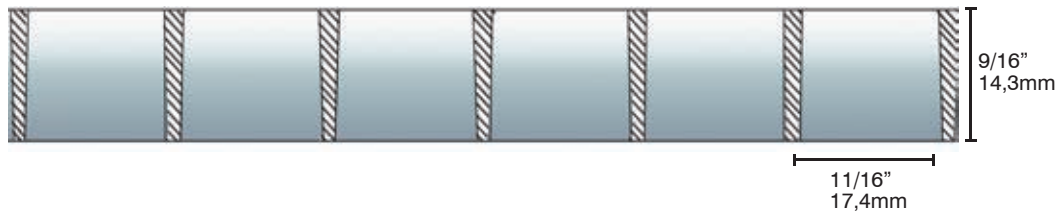

11/16" X 11/16" X 9/16"    17,4 x 17,4 x 14,3mm

T3060 Eggcrate is slightly larger cell size (11/16" x 11/16" x 9/16") than standard 1/2" Eggcrate Louvers.

- Shiplap perimeter  
 \*for continuous row applications

Used in lighting, awnings, HVAC, displays and many other application. Perfect for vanity applications where the extra length is required.

\*It is recommended that the 5' sides always be supported in continuous row applications.



<b>THINCELL™</b> OVERSIZED EGGCRATE	<b>2.5 X 5</b> 29-3/4" x 59-3/4" 756mm x 1518mm 10 PCS/CTN: 76LBS/ 35kg
<b>STYRENE</b>	
WHITE	T-3060

Product offering and specifications subject to change without notice.