



PARASQUARE 5®

HIGH EFFICIENCY CONTROLLED GLARE LOUVER

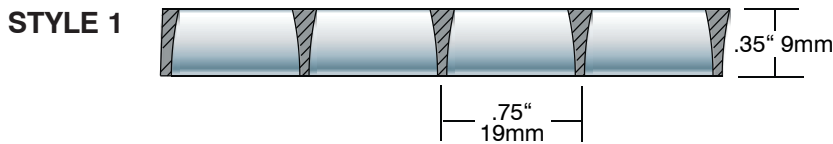

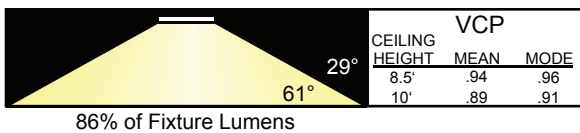
P5

CEILING STYLE

3/4" X 3/4" X 3/8" 19 x 19 x 9mm

P5® is the low brightness louver of choice when energy budgeting is critical and controlled luminance is required. The 3/4" x 3/4" x 3/8" (19 x 19 x 9mm) flat back louver design affords efficiencies equal to those of lenses while maintaining 99% of it's distribution in the 0-60 degree zone. SLP's P5® is available in molded metric panel sizes*: available on special order, ceiling size 2' x 4' and two flanged sizes. Custom sizes are available. Call for details.

* 595 x 1195mm and 620 x 1245mm



P5® - STYLE 1 CEILING STYLE	2 X 4 23-11/16" X 47-11/16" 603 X 1213mm	2 X 2 23-11/16" X 23-3/4" 603 x 603mm	1 X 4 11-3/4" X 47-11/16" 298 x 1213mm
STYRENE	15 PCS/CTN 41 LBS / 19kg	30 PCS/CTN: 41 LBS / 19kg	30 PCS/CTN: 49 LBS / 19kg
SPECULAR SILVER	P5-24-1	P5-22-1	P5-14-1
SILVER PERMALUX	P5-24-1-P	P5-22-1-P	P5-14-1-P
ALUMA-LUX	P5-24-1-AL	P5-22-1-AL	P5-14-1-AL
SPECULAR GOLD	P5-24-1-G	P5-22-1-G	P5-14-1-G
ACRYLIC	15 PCS/CTN 41 LBS / 19kg	30 PCS/CTN: 41 LBS / 19kg	30 PCS/CTN: 49 LBS / 19kg
SPECULAR SILVER	P5-A-24-1	P5-A-22-1	P5-A-14-1
SILVER PERMALUX	P5-A-24-1-P	P5-A-22-1-P	P5-A-14-1-P
ALUMA-LUX	P5-A-24-1-AL	P5-A-22-1-AL	P5-A-14-1-AL
SPECULAR GOLD	P5-A-24-1-G	P5-A-22-1-G	P5-A-14-1-G

P5® - METRIC CEILING STYLE	595 x 1195 OA: 23-7/16" X 47-1/16" 15 PCS/CTN 45 LBS / 20kg
STYRENE	
SPECULAR SILVER	P5-M5
SILVER PERMALUX	P5-M5-P
ALUMA-LUX	P5-M5-AL
SPECULAR GOLD	P5-M5-G

Product offering and specifications subject to change without notice.

SLP LIGHTING

PHONE: 636.600.4084 | 800.248.0224 FAX: 636.600.4108

www.slplighting.com V020112



PARASQUARE 5®

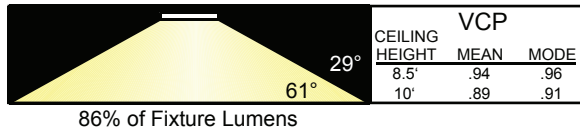

HIGH EFFICIENCY CONTROLLED GLARE LOUVER

P5

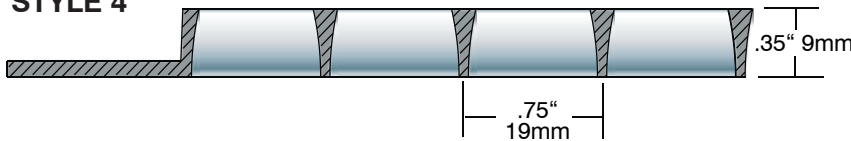
FIXTURE STYLE

3/4" X 3/4" X 3/8" 19 x 19 x 9mm

P5® is the low brightness louver of choice when energy budgeting is critical and controlled luminances are required. The 3/4" x 3/4" x 3/8" (19 x 19 x 9mm) flat back louver design affords efficiencies equal to those of prismatic lenses while maintaining 99% of it's distribution in the 0-60 degree zone. SLP's P5® is available in two flanged sizes that will fit many fixtures without any cutting or modification. Special sizes and fabrication are available. Call for details.



STYLE 4



P5® - STYLE 4 FIXTURE STYLE	2 X 4	2 X 2
	22-9/16" X 46-9/16" ID: 20-7/16" X 44-7/16" 15 PCS/CTN 44 LBS/20kg	22-9/16" X 22-9/16" ID: 20-7/16" X 20-7/16" 30 PCS/CTN: 44 LBS/20kg
STYRENE		
SPECULAR SILVER	P5-24-4	P5-22-4
SILVER PERMALUX	P5-24-4-P	P5-22-4-P
ALUMA-LUX	P5-24-4-AL	P5-22-4-AL
SPECULAR GOLD	P5-24-4-G	P5-22-4-G
ACRYLIC	15 PCS/CTN 44 LBS/20kg	30 PCS/CTN: 44 LBS/20kg
SPECULAR SILVER	P5-A-24-4	P5-A-22-4
SILVER PERMALUX	P5-A-24-4-P	P5-A-22-4-P
ALUMA-LUX	P5-A-24-4-AL	P5-A-22-4-AL
SPECULAR GOLD	P5-A-24-4-G	P5-A-22-4-G

Product offering and specifications subject to change without notice.

SLP LIGHTING

PHONE: 636.600.4084 | 800.248.0224 FAX: 636.600.4108

www.slplighting.com V020112