



# PARASQUARE 4®

LARGE CELL LOW GLARE PARABOLIC LOUVER

# P4

ALC Paracube III

## CEILING STYLE

3" X 3" X 1-1/2"

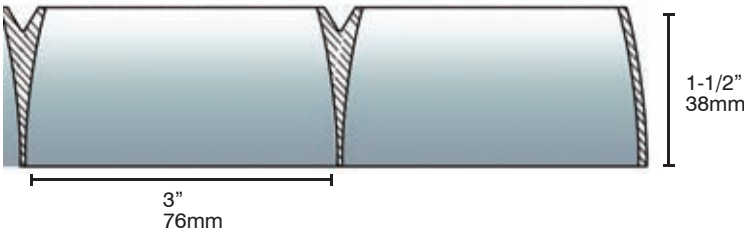
76 x 76 x 38mm

The Parasquare 4® combines superior beauty, light control and the highest light transmission in a plastic louver. This larger cell louver offers the highest efficiency and coefficient of utilization of any member of the Parasquare® family. The Parasquare 4® is ideal in high ceiling applications, offices with greater spacing between light fixtures, corridors, public and general offices, and retail merchandising applications where "light for selling" is critical.

- Outstanding for use where broader light distribution is desired
- Luminaire Efficiency to 67.8%
- Coefficient of Utilization to .74
- Visual Comfort Probability to 88



### STYLE 1



<b>P4® - STYLE 1</b> CEILING STYLE	<b>2 X 4</b> 23-3/4" x 47-3/4" 603mm x 1213mm	<b>2 X 2</b> 23-3/4" x 23-3/4" 572mm x 572mm	<b>1 X 4</b> 11-3/4" x 47-3/4" 267mm x 1183mm
<b>POLYSTYRENE</b>	5 PCS/CTN: 41LBS/ 18.6kg	10 PCS/CTN: 41LBS/ 18.6kg	10 PCS/CTN: 41LBS/ 18.6kg
SPECULAR SILVER	P4-24-1	P4-22-1	P4-14-1
SILVER PERMALUX	P4-24-1-P	P4-22-1-P	P4-14-1-P
ALUMA-LUX	P4-24-1-AL	P4-22-1-AL	P4-14-1-AL
SPECULAR GOLD	P4-24-1-G	P4-22-1-G	P4-14-1-G
<b>ACRYLIC</b>	5 PCS/CTN: 41LBS/ 18.6kg	10 PCS/CTN: 41LBS/ 18.6kg	10 PCS/CTN: 41LBS/ 18.6kg
SPECULAR SILVER	P4-A-24-1	P4-A-22-1	P4-A-14-1
SILVER PERMALUX	P4-A-24-1-P	P4-A-22-1-P	P4-A-14-1-P
ALUMA-LUX	P4-A-24-1-AL	P4-A-22-1-AL	P4-A-14-1-AL
SPECULAR GOLD	P4-A-24-1-G	P4-A-22-1-G	P4-A-14-1-G

Product offering and specifications subject to change without notice.

**SLP LIGHTING**

PHONE: 636.600.4084

| 800.248.0224

FAX: 636.600.4108

www.slplighting.com

V020112



# PARASQUARE 4®

LARGE CELL LOW GLARE PARABOLIC LOUVER

# P4

ALC Paracube III



## FIXTURE STYLE

3" X 3" X 1-1/2"

76 x 76 x 38mm

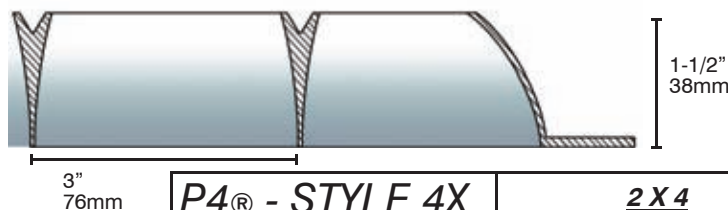
The Parasquare 4® combines superior beauty, light control and the highest light transmission in a plastic louver. This larger cell louver offers the highest efficiency and coefficient of utilization of any member of the Parasquare® family. The Parasquare 4® is ideal in high ceiling applications, offices with greater spacing between light fixtures, corridors, public and general offices, and retail merchandising applications where "light for selling" is critical.

- Outstanding for use where broader light distribution is desired
- Luminaire Efficiency to 67.8%
- Coefficient of Utilization to .74
- Visual Comfort probability to 88

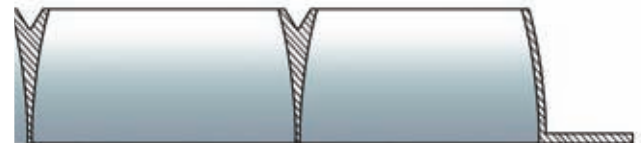


## STYLE 4X

Side: Width



End: Length



<b>P4® - STYLE 4X</b> FIXTURE STYLE	<b>2 X 4</b> OA: 22-1/2" x 46-9/16" ID: 19" X 44-3/8" 572mm x 1183mm 5 PCS/CTN: 41LBS/ 18.6kg	<b>2 X 2</b> 22-1/2" x 22-1/2" 572mm x 572mm 10 PCS/CTN: 47LBS/ 21.3kg	<b>1 X 4</b> 10-1/2" x 46-9/16" 267mm x 1183mm 10 PCS/CTN: 47LBS/ 21.3kg
<b>POLYSTYRENE</b>			
SPECULAR SILVER	P4-24-4X	P4-22-4X	P4-14-4X
SILVER PERMALUX	P4-24-4X-P	P4-22-4X-P	P4-14-4X-P
ALUMA-LUX	P4-24-4X-AL	P4-22-4X-AL	P4-14-4X-AL
SPECULAR GOLD	P4-24-4X-G	P4-22-4X-G	P4-14-4X-G
<b>ACRYLIC</b>	5 PCS/CTN: 41LBS/ 18.6kg	10 PCS/CTN: 47LBS/ 21.3kg	10 PCS/CTN: 47LBS/ 21.3kg
SPECULAR SILVER	P4-A-24-4X	P4-A-22-4X	P4-A-14-4X
SILVER PERMALUX	P4-A-24-4X-P	P4-A-22-4X-P	P4-A-14-4X-P
ALUMA-LUX	P4-A-24-4X-AL	P4-A-22-4X-AL	P4-A-14-4X-AL
SPECULAR GOLD	P4-A-24-4X-G	P4-A-22-4X-G	P4-A-14-4X-G

• ANY 2X2 LOUVER WITH NON-SYMMETRICAL CUTS REQUIRE FABRICATION WORKSHEET OR PRINT BE SUBMITTED  
Product offering and specifications subject to change without notice.

**SLP LIGHTING**