



PARASQUARE 3®

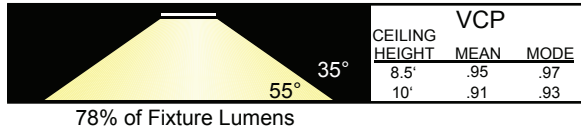

ENHANCED EFFICIENCY LOW GLARE LOUVER

P3

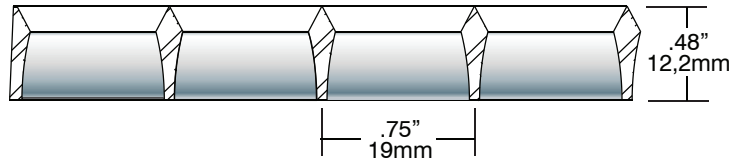
CEILING STYLE

3/4" X 3/4" X 1/2" 19 x 19 x 12,2mm

Parasquare 3® with mid-sized 3/4" x 3/4" x 1/2" (19 x 19 x 12,2mm) cells provide 35 degree shielding and maintains energy saving efficiencies. P3® reflects SLP's commitment to high efficiency louvers by offering not only an unsurpassed optically engineered wedge back design but also the molded louver configurations that will maximize energy budgeted applications. For the world market P3® is molded in a versatile unflanged metric panel size.



STYLE 1



P3® - STYLE 1 CEILING STYLE	2 X 4	2 X 2	1 X 4
	23-11/16" X 47-11/16" 603 X 1213mm 10 PCS/CTN 41 LBS / 19kg	23-11/16" X 23-3/4" 603 x 603mm 40 PCS/CTN: 41 LBS / 19kg	11-3/4" X 47-11/16" 298 x 1213mm 20 PCS/CTN: 49 LBS / 19kg
STYRENE			
SPECULAR SILVER	P3-24-1	P3-22-1	P3-14-1
SILVER PERMALUX	P3-24-1-P	P3-22-1-P	P3-14-1-P
ALUMA-LUX	P3-24-1-AL	P3-22-1-AL	P3-14-1-AL
SPECULAR GOLD	P3-24-1-G	P3-22-1-G	P3-14-1-G
ACRYLIC	10 PCS/CTN 48 LBS / 22kg	20 PCS/CTN: 47 LBS / 22kg	20 PCS/CTN: 47 LBS / 22kg
SPECULAR SILVER	P3-A-24-1	P3-A-22-1	P3-A-14-1
SILVER PERMALUX	P3-A-24-1-P	P3-A-22-1-P	P3-A-14-1-P
ALUMA-LUX	P3-A-24-1-AL	P3-A-22-1-AL	P3-A-14-1-AL
SPECULAR GOLD	P3-A-24-1-G	P3-A-22-1-G	P3-A-14-1-G

P3® - METRIC CEILING STYLE	620 X 1245
	OA: 24-13/32" X 49" 10 PCS/CTN 45 LBS / 21kg
STYRENE	
SPECULAR SILVER	P3-M6
SILVER PERMALUX	P3-M6-P
ALUMA-LUX	P3-M6-AL
SPECULAR GOLD	P3-M6-G

Product offering and specifications subject to change without notice.

SLP LIGHTING

PHONE: 636.600.4084 |

800.248.0224

FAX: 636.600.4108

www.slplighting.com

V020112



PARASQUARE 3®

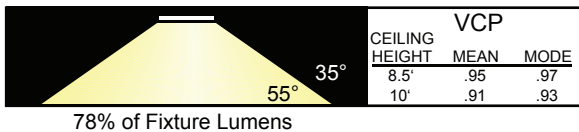

ENHANCED EFFICIENCY LOW GLARE LOUVER

P3

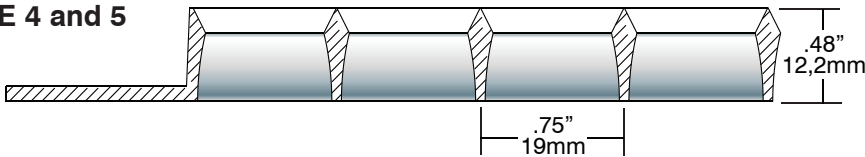
FIXTURE STYLE

3/4" X 3/4" X 1/2" 19 x 19 x 12,2mm

P3® with mid-sized 3/4" x 3/4" x 1/2" (19 x 19 x 12,2mm) cells provide 35 degree shielding and maintains energy saving efficiencies. P3® reflects SLP's commitment to high efficiency louvers by offering not only an unsurpassed optically engineered wedge back design but also the molded louver configurations that will maximize energy budgeted applications. The four flanged configurations assure finished parts with the best fit and the minimum amount of exposed flange.



STYLE 4 and 5



P3® - STYLE 4 FIXTURE STYLE	STYRENE	2 X 4 OA:22-9/16" X 46-9/16" ID: 20-7/16" X 44-7/16" 10 PCS/CTN 30 LBS/ 13.6KG	2 X 2 22-9/16" X 22-9/16" ID: 20-7/16" X 20-7/16" 20 PCS/CTN: 30 LBS/ 13.6KG
	SPECULAR SILVER	P3-24-4	P3-22-4
	SILVER PERMALUX	P3-24-4-P	P3-22-4-P
	ALUMA-LUX	P3-24-4-AL	P3-22-4-AL
	SPECULAR GOLD	P3-24-4-G	P3-22-4-G
	ACRYLIC	10 PCS/CTN 42 LBS/19kg	
	SPECULAR SILVER	P3-A-24-4	
	SILVER PERMALUX	P3-A-24-4-P	
	ALUMA-LUX	P3-A-24-4-AL	
	SPECULAR GOLD	P3-A-24-4-G	
P3® - STYLE 5 FIXTURE STYLE	STYRENE	2 X 4 21-11/16" X 45-13/16" ID: 19-11/16" X 43-11/16" 10 PCS/CTN 35 LBS/15.9KG	2 X 2 21-11/16" X 21-13/16" ID: 19-11/16" X 19-11/16" 20 PCS/CTN: 35 LBS/15.9KG
	SPECULAR SILVER	P3-24-5	P3-22-5
	SILVER PERMALUX	P3-24-5-P	P3-22-5-P
	ALUMA-LUX	P3-24-5-AL	P3-22-5-AL
	SPECULAR GOLD	P3-24-5-G	P3-22-5-G

Product offering and specifications subject to change without notice.

SLP LIGHTING

PHONE: 636.600.4084 | 800.248.0224 FAX: 636.600.4108

www.slplighting.com V020112