

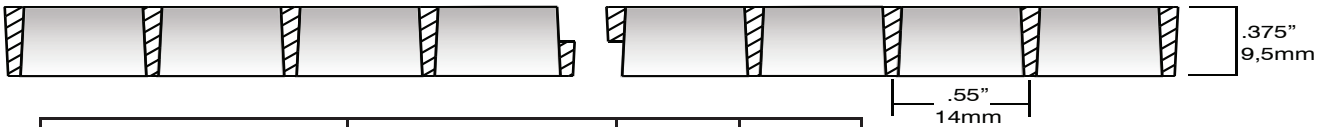



METRIC EGGCRATES


German Eggcrates are specially molded.

Cells of the T3-M6 are not perfectly square as they approach the perimeter of the eggcrate.

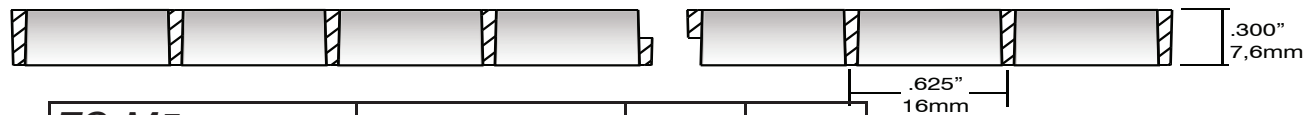
T3-M6
 Cell Size: 1/2" X 1/2" X 3/8" 14 x 14 x 9,5mm
 Panel Size: 24-5/16" x 49" 618 x 1243 mm



T3-M6 METRIC EGGCRATE	618 X 1243mm 24-5/16" x 49"	PSC./CTN	WT/CTN
STYRENE			
WHITE	T3-M6	15	



TC-M5
 Cell Size: Nominal 5/8" X 5/8" X 3/8" 16 x 16 x 7,6mm
 Panel Size: 23-1/4" x 47" 595 x 1195 mm



TC-M5 METRIC EGGCRATE	595 X 1195mm 23-1/4" x 47"	PSC./CTN	WT/CTN
STYRENE			
WHITE	TC-M5	15	

Product offering and specifications subject to change without notice.