



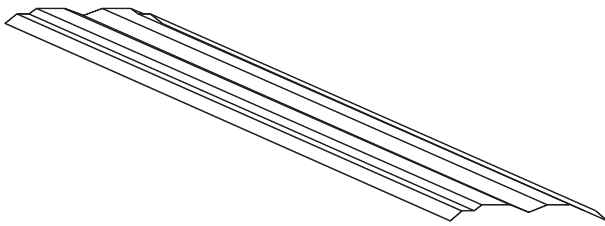
CITADEL 2™ REFLECTORS

CT2R

Reflectors for the Citadel 2 Housing

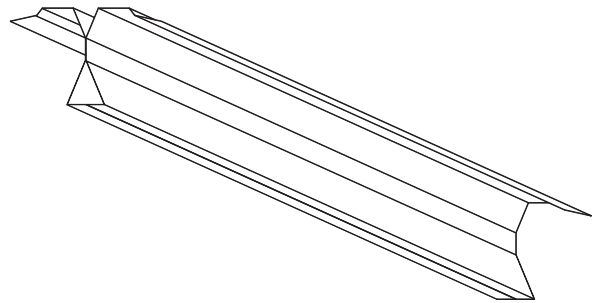
Two Reflector Designs: Basic and Wide Distribution
 Both with Enhanced Specular Finish - Minimum 92% Reflectivity
 For use with T5 and T8 Lamps

Basic Reflector:

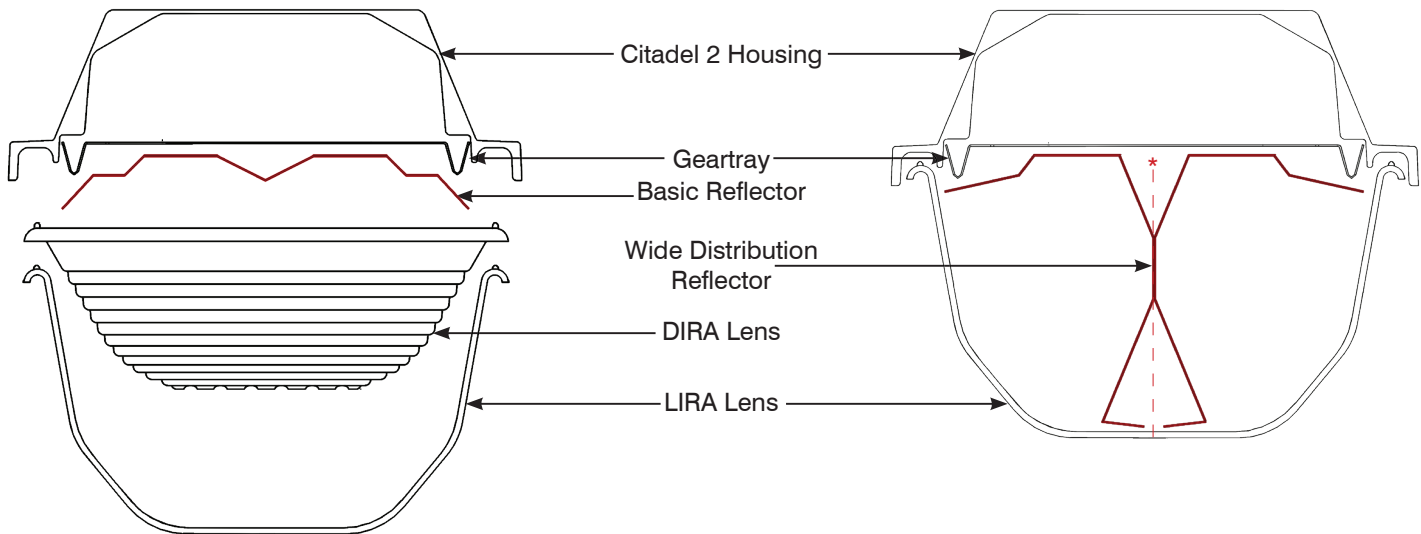


* Basic Reflector for use with a shallow or deep lens.

Wide Distribution Reflector:



* Reflector is a 2 piece assembly.



Product	Part Number	Length	Quantity Required Per Enclosure		Compatible with SLP's	
			4 Foot	8 Foot	DIRA Lens	LIRA Lens
Basic	CT2-RF-B	44.5"	1	2	√	√
Wide	CT2-RF-W	44.5"	2	4		√

Product offering and specifications subject to change without notice.